


Forgot Password :

If Applicant Forgets Password which is used for login into the DBT Portal then click on Forgot Password button on the Home DBT page.

➔ Login

Applicant Login Here

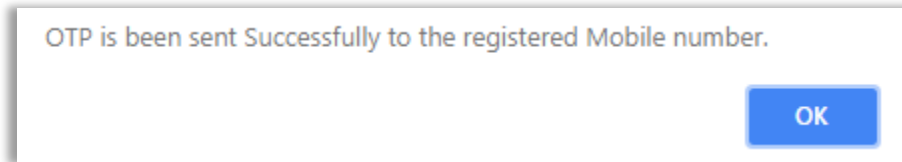


[Refresh](#)
Enter the text shown in image

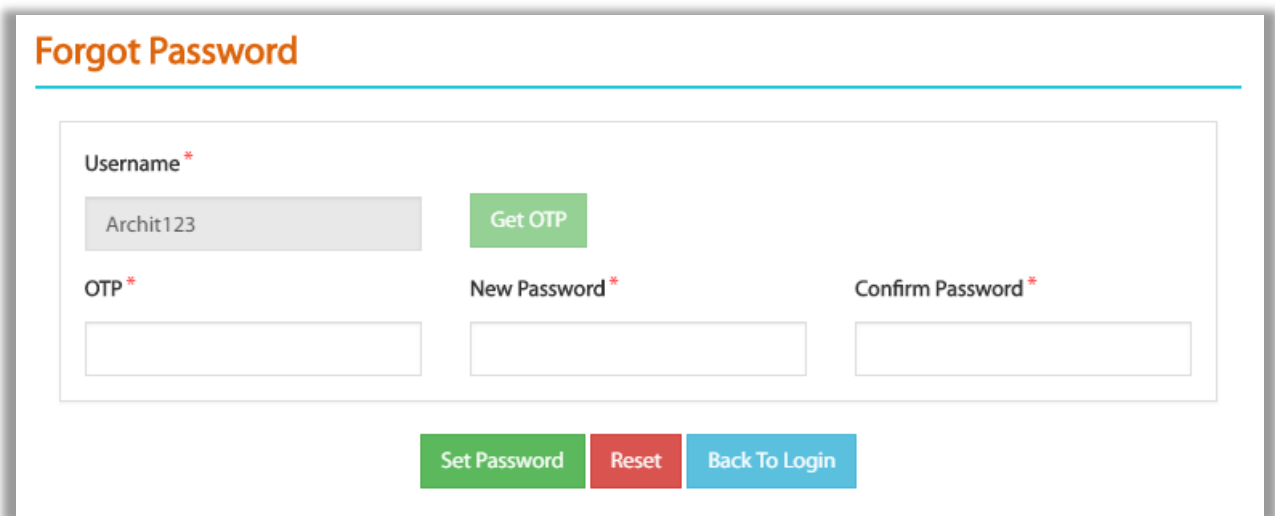
Forgot Password

Username *

In the above screen, Applicant will have to enter the Username which is used for logging into the portal and then click on Get OTP button. If the username entered is valid only then below screen will be displayed.



Click on Ok button.

A screenshot of a "Forgot Password" form. The title "Forgot Password" is in orange at the top left. Below it is a white form area with a thin blue border. Inside the form area, there are three input fields: "Username *" with the value "Archit123", "OTP *" (empty), "New Password *" (empty), and "Confirm Password *" (empty). A green "Get OTP" button is positioned to the right of the Username field. Below the input fields are three buttons: "Set Password" (green), "Reset" (red), and "Back To Login" (blue).

Applicant will receive SMS (OTP) on the Mobile number which was used while registration into the Portal. Applicant should enter the correct OTP and also the New Password and Confirm Password.

Note – Password Length should be minimum 8 characters and maximum 20 characters.


Password must contain atleast 1 Upper Case Alphabet, 1 Lower Case Alphabet, 1 Number and 1 Special Character. Also New Password and Confirm Password should match otherwise it will not work.

After performing the above step click on Set Password button.

➔ Login

Applicant Login Here

Enter UserName

 Refresh
Enter the text shown in image

[Login Here](#) [Forgot Password](#) [Forgot Username](#)

Now in login, Enter the Username and the new Password which is set .